

P | Cabling

Data sheet

25Gmodul - Keystone 270° Jack

Page 1/5

P/N

130B22-25-E

EAN 4251394629094

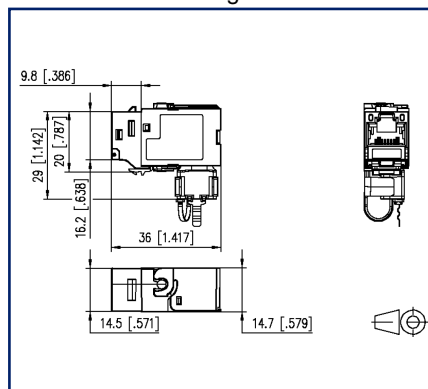
2021/02/04

Version: A

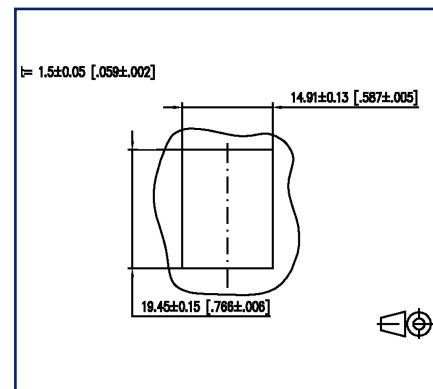
Illustrations



Dimensional drawing



Cut-out



See enlarged drawings at the end of document

Product specification

- certified by GHMT according to ISO/IEC TR-11801-9905 for 25GBASE-T in the Channel-Link with 30 m
- in preparation: ISO/IEC TR-11801-9909 for 25GBASE-T in channel link over 30 m
- completely downward compatible by complying with class E_A according to ISO/IEC 11801-1 and DIN EN 50173-1 (within the permanent link up to 90m, within the permanent link up to 100m)
- RJ45 according to IEC 60603-7-1, 2 mounting versions: module and keystone
- mounting without special tools, low mounting and connection time
- migrating 10G-systems without special tools
- connection of patch- and installations cords is possible for: AWG 26/7 - 22/7 and AWG 26/1 - 22/1
- suitable for 25Gbit/s Ethernet (IEEE 802.3bq) and 10 Gbit/s Ethernet (IEEE 802.3an), Remote Powering (PoE, PoE plus, UPoE and 4PPoE), HDBaseT, SAT-IP and AVoverIP
- solid, reusable module housing refined with zinc die-casting
- intelligent cable management in stuffer caps - also suitable for heavily twisted cables - also easy installation in various applications
- strain relief by latching clip directly on the stuffer cap
- 360°-shield connection
- dust protection cover (optional)



P | Cabling

Data sheet

25Gmodul - Keystone 270° Jack

Page 2/5

P/N

130B22-25-E

EAN 4251394629094

2021/02/04

Version: A

Technical Data

General Data

Fields of application	Office
Design	Jack
Shielding	shielded
Transmission technology	Copper
Wiring	T568A, T568B
Color	metallike
Dimensions	
Dimension (L x W x H)	36 mm x 14.7 mm x 22.4 mm
Dimension (L x W x H)	1.417 in. x 0.579 in. x 0.882 in.
Modularity	yes
Field assembly ability	yes
Labeling option	on housing
Marking option	by latching clip

Transmission characteristics

Class (ISO/IEC)	E _A
Remote Powering	yes
PoE	IEEE 802.3af
PoE plus	IEEE 802.3at
UPoE	yes
4PPoE	IEEE 802.3bt
HDBaseT	yes
Transmission rate up to 10 GBit	IEEE 802.3an

Connections/interfaces

Connector technology interface 1	IDC-connection
Connector technology interface 2	RJ45-jack
Number of ports interface 2	1
Number of ports interface 2 equipped	1
Number of positions/contacts interface 1	8
Number of positions/contacts interface 2	8P/8C



P | Cabling

Data sheet

25Gmodul - Keystone 270° Jack

Page 3/5

P/N

130B22-25-E

EAN 4251394629094

2021/02/04

Version: A

Technical Data

Connections/interfaces

Termination data, solid wire (min. - max.)

Conductor cross section, solid wire AWG 26/1 - AWG 22/1

Conductor cross section, solid wire 0.128 mm² - 0.324 mm²

Conductor diameter, solid wire (bare copper) 0.409 mm - 0.643 mm

Conductor diameter, solid wire (bare copper) 0.016 in. - 0.025 in.

Termination data, stranded wire (min. - max.)

Conductor cross section, stranded wire AWG 26/7 - AWG 22/7

Conductor cross section, stranded wire 0.141 mm² - 0.355 mm²

Conductor diameter, stranded wire (bare copper) 0.483 mm - 0.762 mm

Conductor diameter, stranded wire (bare copper) 0.019 in. - 0.03 in.

Cable access/outlet 270°

Electrical characteristics

Current carrying capacity max. 1 A

Rated voltage max. 50 V

Contact resistance max. 20 mOhm

Through resistance max. 200 mOhm

Insulation resistance min. 500 MOhm

Dielectric strength conductor-conductor (secondary) max. 1000 V DC

Mechanical data

Cut-out Keystone

Mounting method snap-in function

Insertion and withdrawal force max. 30 N

Position/mounting of latch - standard installation bottom

position
strain relief latching clip

Materials and material properties

Material - Housing GD-Zn (zinc die-cast)

Material - Contact Spring steel

Material - Contact finish Au (gold)

Material - Shield GD-Zn (zinc die-cast)

Material - Stuffer cap PA 6.6 UL94 V0

Material - Strain relief PA 6.6 UL94 V0

Material - Finish Ni (nickel)

RoHS compliant



P | Cabling

Data sheet

Page 4/5

25Gmodul - Keystone 270° Jack

P/N

130B22-25-E

EAN 4251394629094

2021/02/04

Version: A

Technical Data

Environmental conditions

Rapid change of temperature	-40°C / -40°F - +70°C / 158°F / 25 cycles t=30 min
Electromagnetic measurement	E2

Approvals

CE	compliant
UL listed (file no.)	DUXR.E178484

The product meets the following standards

Connectors for electronic equipment	
Free and fixed connectors	IEC 60603-7-51
Connectors for electronic equipment - Tests and measurements	
Test schedule for connectors	DIN-EN 60512-99-001, DIN-EN 60512-99-002
Interference proof	
Immunity for industrial environments	DIN EN 61000-6-2:2006-03
Emission proof	
Electromagnetic emission for residential, commercial and light-indus	DIN EN 61000-6-3:2011-09
Climate tests	IEC 60512-11

Classifications

ETIM 5.0	EC001121
ETIM 6.0	EC001121
ETIM 7.0	EC001121

Packing details

Type of packaging	10 pc(s) / box
-------------------	----------------



P | Cabling

Data sheet

25Gmodul - Keystone 270° Jack

Page 5/5

P/N

130B22-25-E

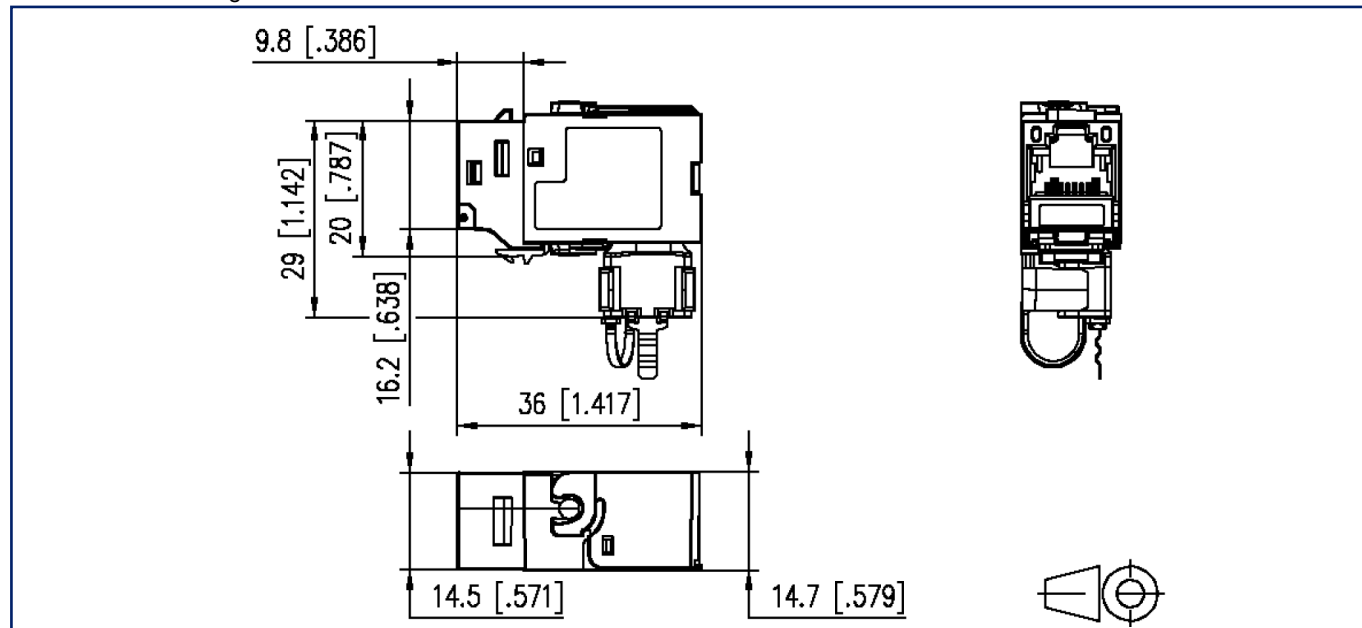
EAN 4251394629094

2021/02/04

Version: A

Illustrations

Dimensional drawing



Cut-out

