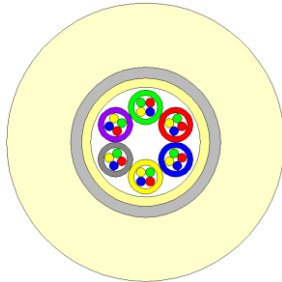


BendBright^{XS} optical fibre distribution cable (riser)

Cable Design

Acc. to IEC 60794-3-10



- Figure : 24 fibres cable (not to scale) -

- **Micro-modules:** thermoplastic material, containing optical fibres and filled with a suitable water tightness compound.
- **Micro-modules assembly.**
- **Peripheral Strength Elements:** aramid yarns.
- **Outer Sheath:** HFFR compound.

Vertical riser cables based on BendBright®XS bundled fibre for in-building distribution network. Installation in ducts, in buildings on cable trays, in corridors or in shafts. Easy access to modules and fibres for traditional mid-span splicing. Easy fibre extractability in optimal conditions: ≥ 3 meters

Technical data

No. of Fibres		8	16	24	32	48	64
Design		8 x 1	4 x 4	6 x 4	8 x 4	6 x 8	8 x 8
Micro-module - Ø	mm	0.95				1.2	1.2
Outer Sheath Thickness	mm	1.2					
Cable Diameter	mm	7.6					8.9
Cable Weight	kg / km	45	45	45	47	49	56
Minimum Bending Radius	mm	Static 10 x Cable-Ø					
Temperature Range	°C	Installation -5 to + 40		Transport & Storage -30 to + 60		Operation - 10 to + 60	

Please refer to our General Installation, Safety & Handling recommendations before handling.

Main characteristics

Test	Test Standard	Specified Value	Acceptance Criteria
Max. Installation Tension	IEC 60794-1-2-E1	1000 N	Δα reversible, fibre strain ≤ 0.33%
Crush	IEC 60794-1-2-E3	1500 N / 100 mm	Δα ≤ 0.05 dB /fibre spliced in the test; without damage
Impact	IEC 60794-1-2-E4	5 Nm, 3 impacts, R= 300 mm	Δα reversible no damage
Repeated Bending	IEC 60794-1-2-E6	≥ 10·Øcable (mm), 100 ciclos	Δα ≤ 0.1 dB, no damage
Cable Bend	IEC 60794-1-2-E11	≥ 10·Øcable (mm)	Δα ≤ 0.1 dB
Temperature Cycling	IEC 60794-1-2-F1	-10°C to +60°C	Δα ≤ 0.1 dB/km

All optical measurements at 1550 nm.

Optical Characteristics









See the attached cabled optical fibre data sheet.

Fire Performance









Test	Test Standard	Specified Value	Acceptance Criteria
Single Cable Test	IEC 60332-1	unburnt cable length	> 50 mm
Smoke Density	IEC 61034	transmission of light	> 50 %
Halogen Content	IEC 60754-1	halogen content	< 0.5 %
Corrosivity of Smoke Gases	IEC 60754-2	pH-value	≥ 4.2

Identification

Fibre Colours

No.	1	2	3	4	5	6	7	8
Colour	green	red	blue	yellow	grey	violet	brown	orange
								

Buffer Tube Colours

No.	1	2	3	4	5	6	7	8
Colour	green	red	blue	white	grey	violet	brown	orange
								

Sheath Colour

The outer sheath colour is ivory.

Sheath Marking

The outer sheath is marked in 1 meter intervals as follows:

<Manufacturer> <year of manufacture> <no. and type of fibre> <length marking in meter>

Logistic

Packing

Plastic or wooden drums with protection.

Delivery Lengths

Standard delivery lengths are 2 km, 4 km with a tolerance of - 1% / + 3%

© PrysmianGroup 2012, All Rights Reserved

All sizes and values without tolerances are reference values. Specifications are for product as supplied by PrysmianGroup: any modification or alteration afterwards of product may give different result.

The information contained within this document must not be copied, reprinted or reproduced in any form, either wholly or in part, without the written consent of PrysmianGroup. The information is believed to be correct at the time of issue. PrysmianGroup reserves the right to amend this specification without prior notice. This specification is not contractually valid unless specifically authorized by PrysmianGroup.