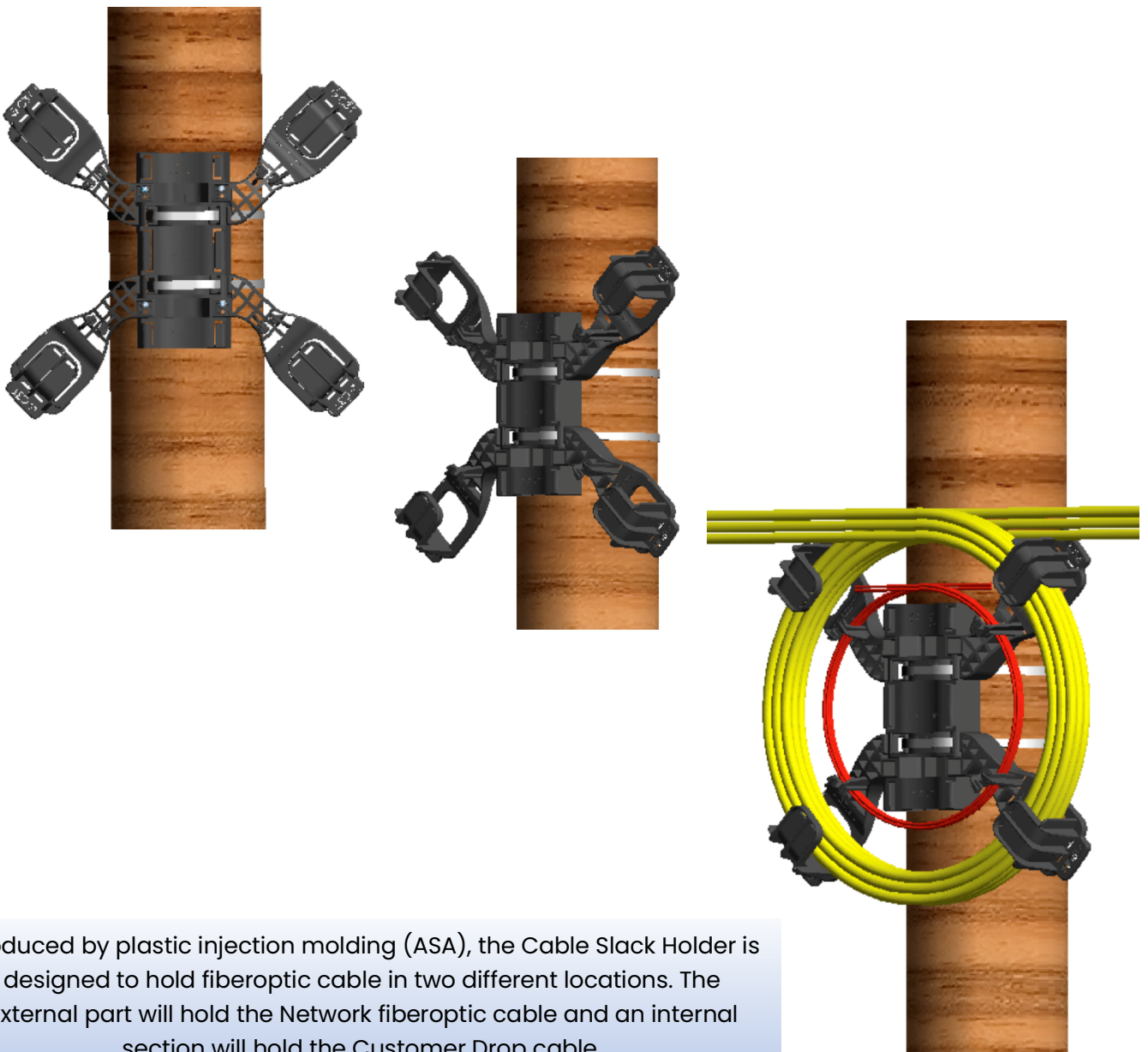



## Cable Slack Holder



Produced by plastic injection molding (ASA), the Cable Slack Holder is designed to hold fiberoptic cable in two different locations. The external part will hold the Network fiberoptic cable and an internal section will hold the Customer Drop cable. The Cable Slack Holder maintains the minimum bending radius of the cables, preventing macro and micro bending's on the fibres, allowing consistency and regularity in the fibre loops.

## The CHALLENGE



**“Where others say it’s impossible, We try to overcome obstacles in order to reach success. ”**



The challenge was to **create an innovative device** than can meet the following characteristics:

- **capable to hold FO cable in two different locations (Network cable + Drop Customer cable);**
- **produced in non-conductive material;**
- **resistant to local weather conditions;**
- **UV resistant;**
- **light material that allows easy installation;**
- **easiness of storage, transportation and assembly;**
- **Low cost**

According to the stated characteristics, Yelco Technologies developed a Cable Slack Holder that can meet all the requirements expected by the customer:

- Is made of ASA (Acrylonitrile Styrene Acrylate) plastic material, that is non-conductive and UV resistant;

- Its design makes it a robust piece that allows strength and lightweight at the same time. The Cable Slack Holder is designed to minimize wind span;




- **Network FO Cable:**

It can hold up to 12 meters (3 cables in 3 loops each) of FO cable with 12mm in diameter;

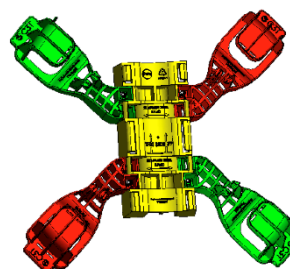
- **Customer Drop FO Cable:**

It can hold up to 10 meters (1 cable with 12 loops) of FO cable with 3,5mm in diameter;



- It is composed of symmetric pieces that fit each other, making it easy to transport, to store and to assemble:

- **Yellow**\_ Main Structure
- **Green**\_ upper left + bottom right
- **Red**\_ upper right + bottom left

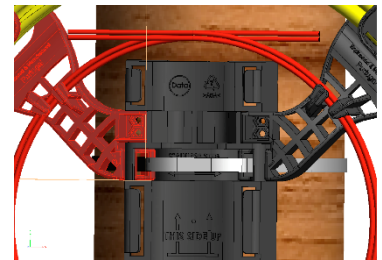




## Cable Slack Holder's Features

### Plug & Play

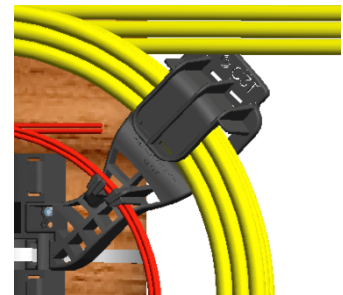
Very easy to assemble, the Cable Slack Holder is assembled without tools, screws and nuts. Like a puzzle the arms are assembled the main structure and complete the main assembly with a Stainless-Steel band. However, if customer requirement, the arm has a position to assemble a type M4 screw with a nut, this option is available.



### One product Two slacks

The arms have two fixings points.

The external one to hold the loop for the Network FO Cable and an Internal exclusively to hold the loop for the Drop Customer FO cable.

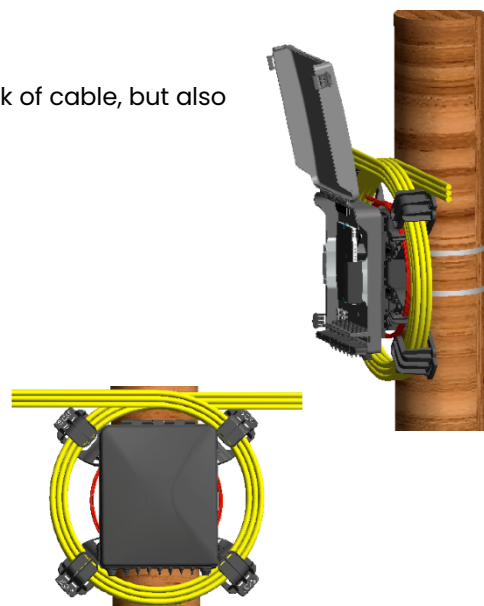


### One product Two applications

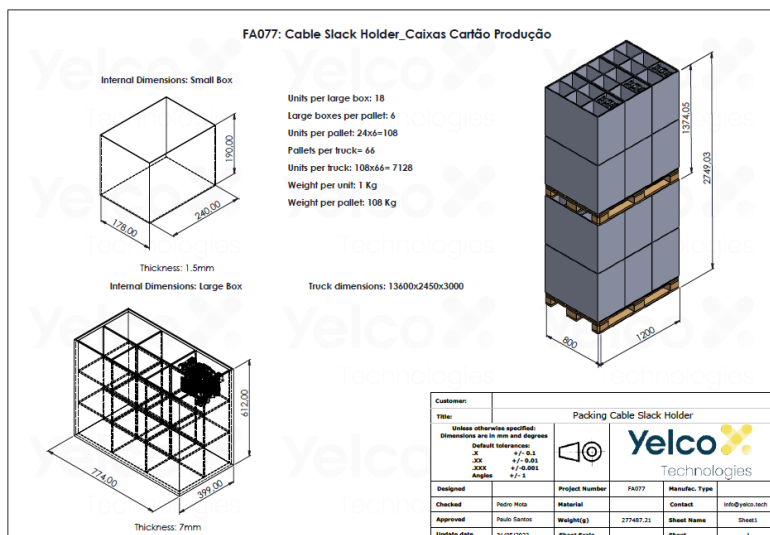
The Cable Slack Holder is designed to support, not only the slack of cable, but also FO termination equipment.

This termination equipment can be:

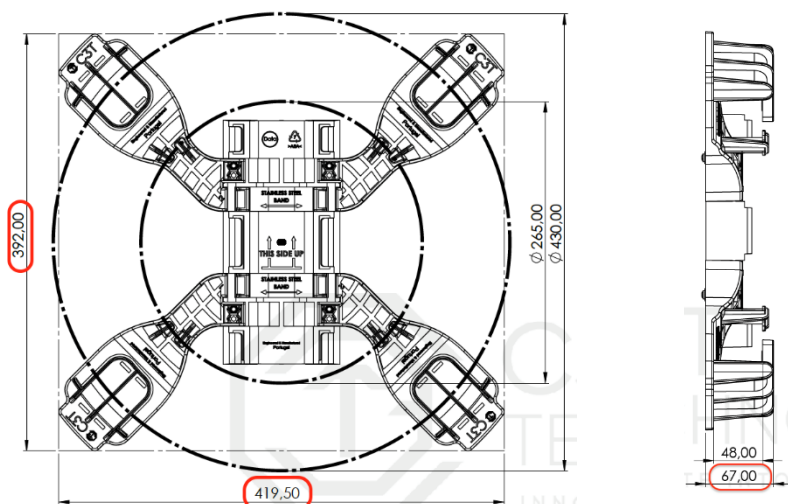
- Customer Connection point up to 96FO
- Network Splice Closure up to 168FO



## Packing Information



## Dimensions



## Technical Characteristics

Material: **Acrylonitrile Styrene Acrylate (ASA)**

Weight: **0,78 Kg**

Color: **Black**

External Dimensions: **392 x 419,5 x 67mm**

Individual Packing: **178 x 240 x 200mm**

General Packing: **380 x 758 x 625mm**

- **with 18 individual packing**

Euro-Pallet: **800 x 1200 x 1421,06mm**

- **with 6 general packing**
- **total 108 individual packing**

Double Euro-Pallet: **800 x 1200 x 2843,03mm**

- **with 12 general packing**
- **total 216 individual packing**

Truck: **33 double euro-pallet**

- **total 7128 individual packing**

YOU SAY TELCO. WE SAY

Yeah.

**Description** Cable Slack Holder black color RAL7016  
**Part Number** 1010030000121

**Description** Cable Slack Holder grey color RAL7035  
**Part Number** 1010030000122

End of Technical Specification  
V9\_Proj FA077

